



**NEVADA**  
**Humane**  
**Society**

*Care for pets. Find them homes. Save Lives.*

Q3 2024

# Updates



Happiness from Nose to Tails

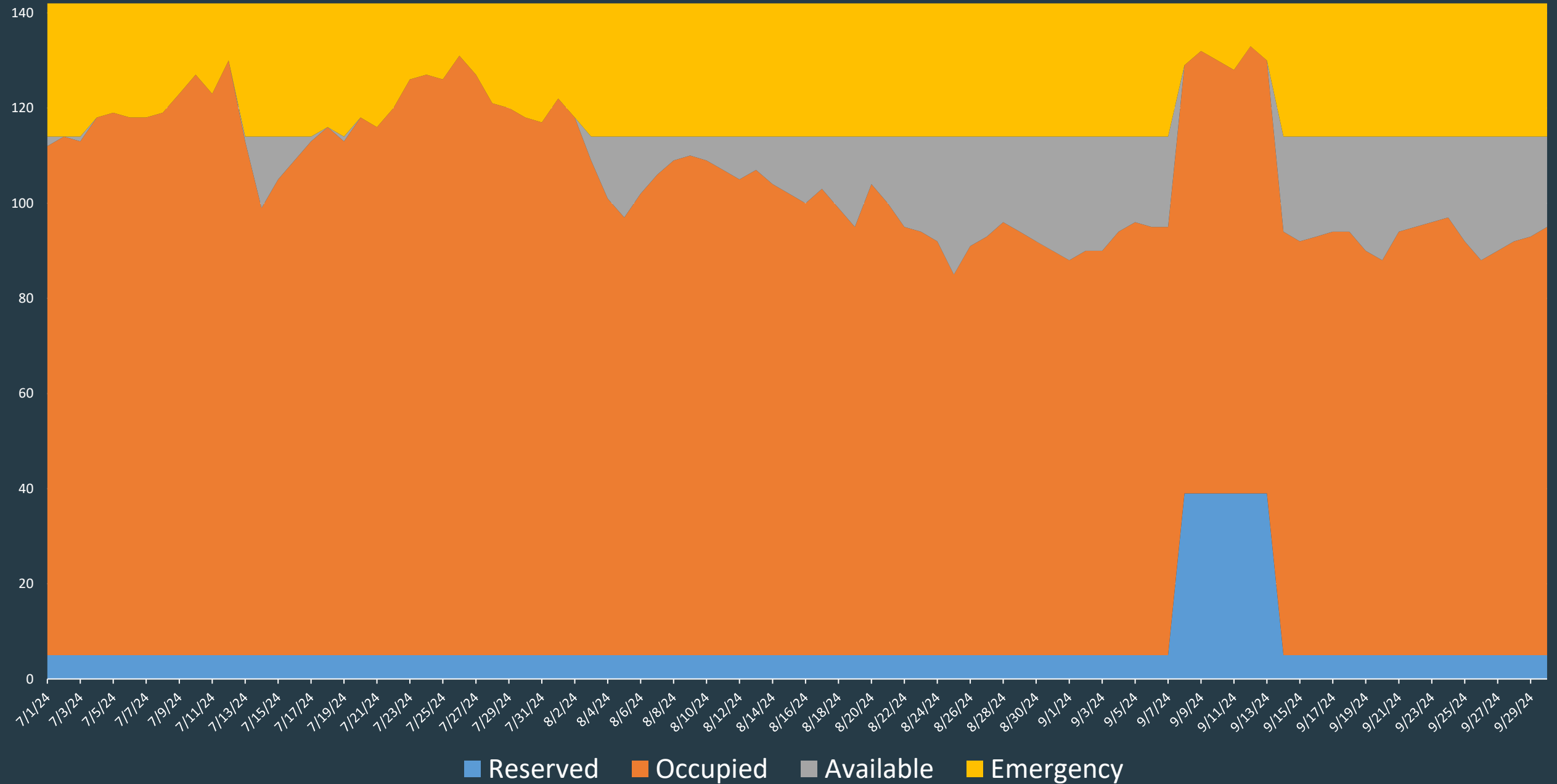
# Capacity

---

Reno Dog Kennel Capacity



# Reno - Dog Kennel Capacity - Q3 2024





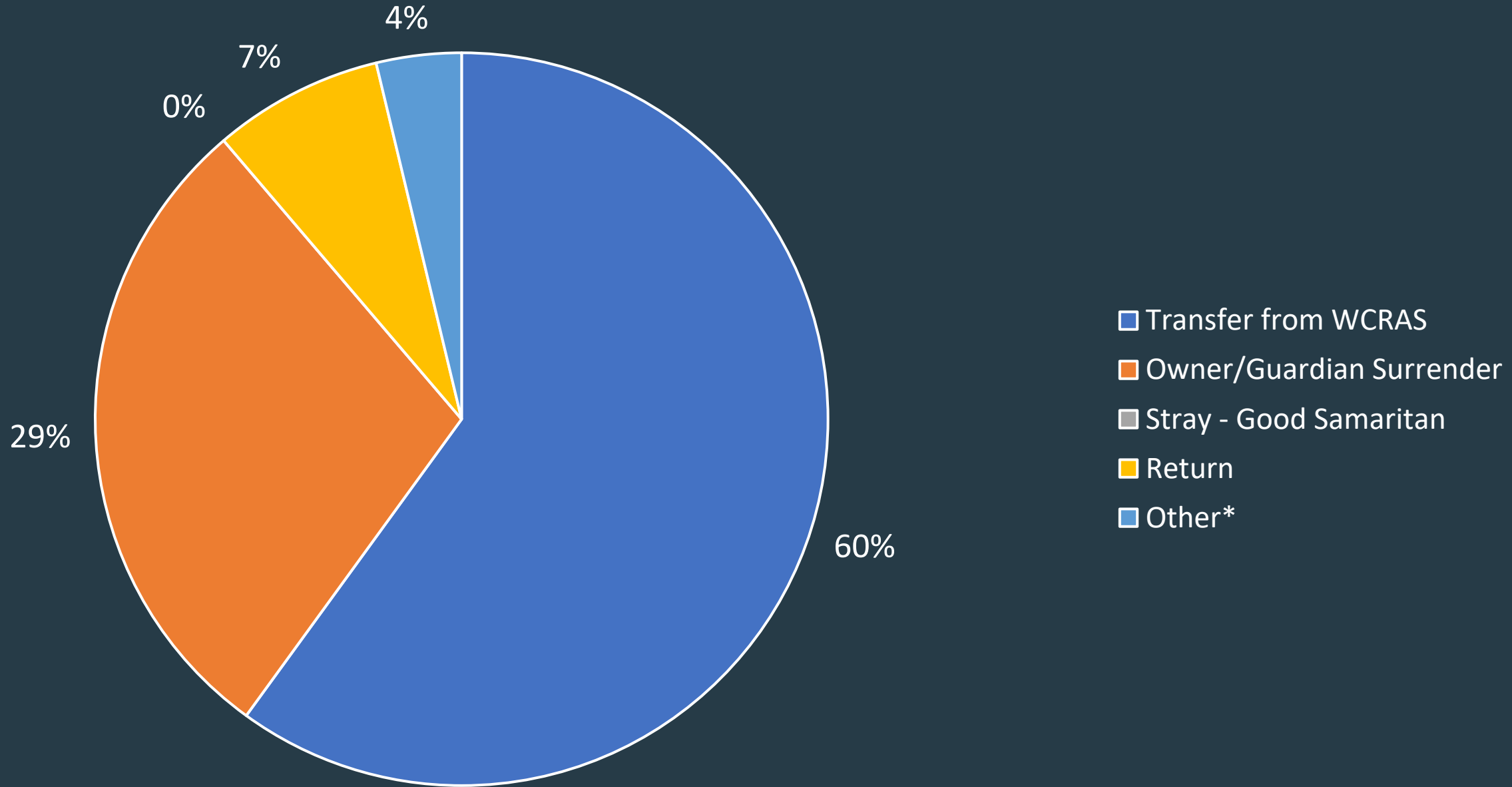
# Intakes

---

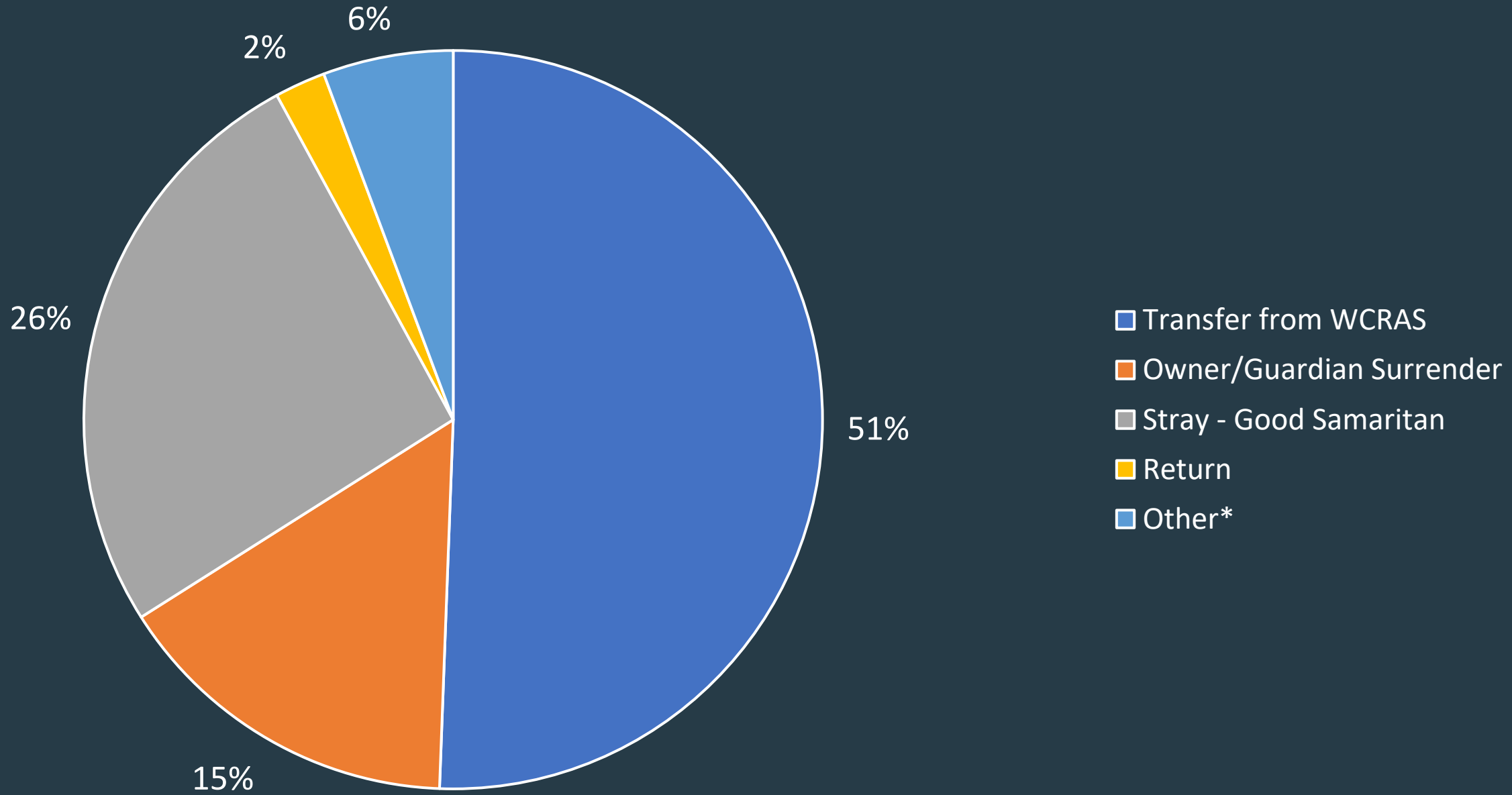
Reno Intakes – Dogs & Cats



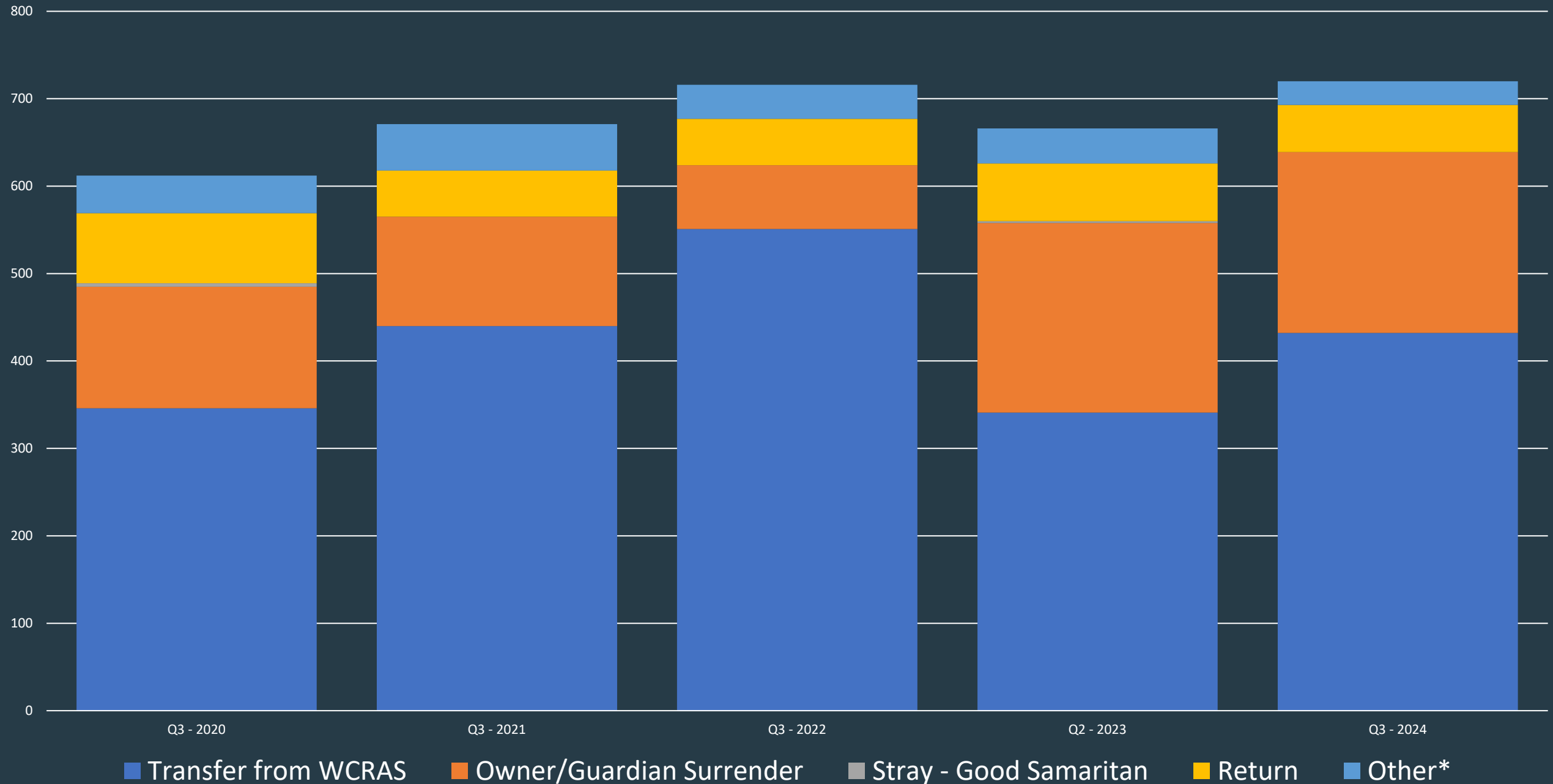
# Reno Intakes - Dogs - Q3 - 2024



# Reno Intakes - Cats - Q3 - 2024



# Reno Intakes - Dogs

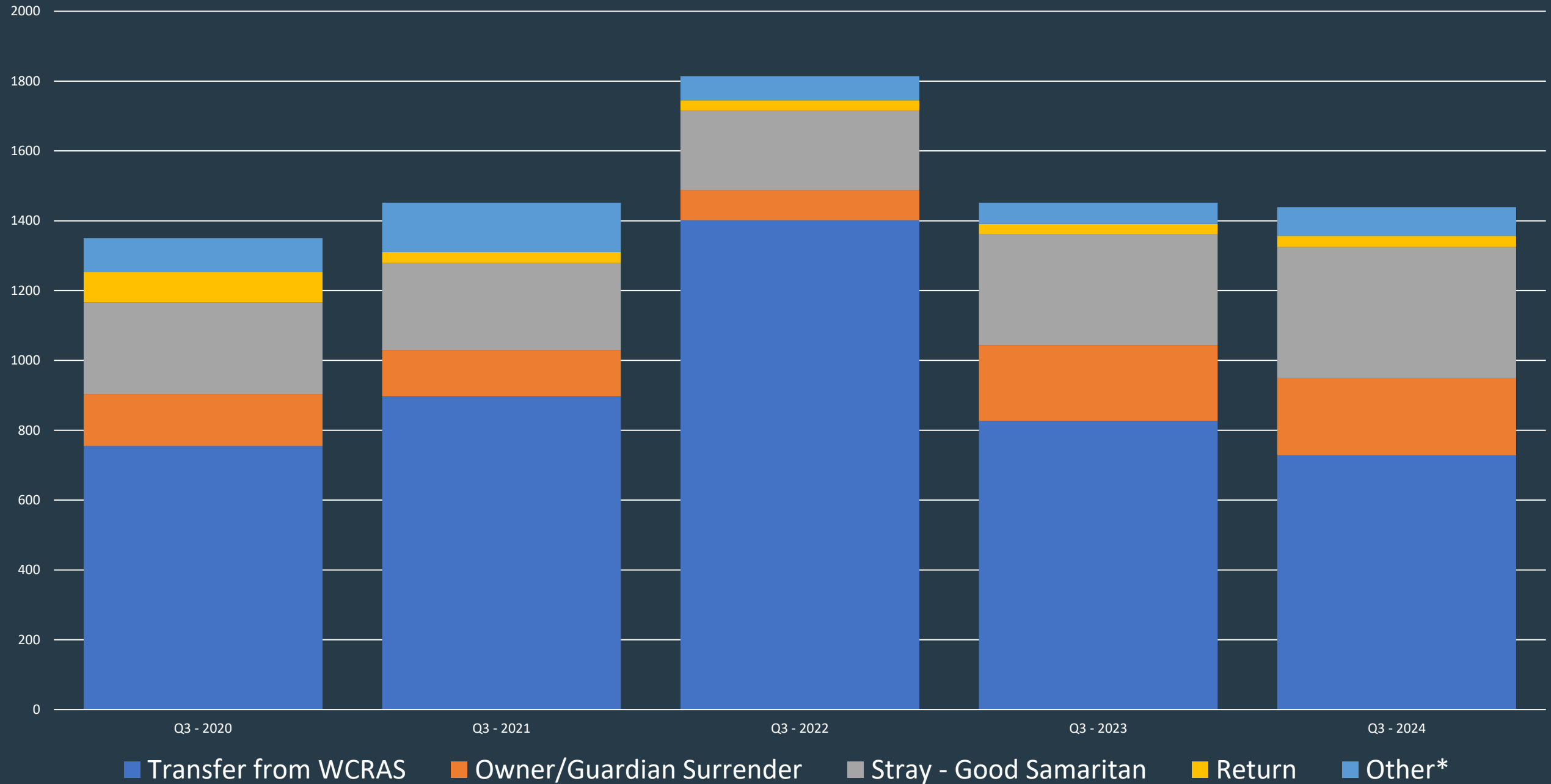





# Reno Intakes - Dogs

Type	Q3 - 2020	Q3 - 2021	Q3 - 2022	Q3 - 2023	Q3 - 2024	Trends
Transfer from WCRAS	346	440	551	341	432	
Owner/Guardian Surrender	139	125	73	217	207	
Stray - Good Samaritan	4	0	0	2	0	
Return	80	53	53	66	54	
Other*	43	53	39	40	27	
Total	612	671	716	666	720	

# Reno Intakes - Cats



# Reno Intakes - Cats

Type	Q3 - 2020	Q3 - 2021	Q3 - 2022	Q3 - 2023	Q3 - 2024	Trends
Transfer from WCRAS	755	897	1402	827	728	
Owner/Guardian Surrender	149	133	86	217	222	
Stray - Good Samaritan	262	249	228	317	375	
Return	88	31	29	30	32	
Other*	96	142	69	61	82	
Total	1350	1452	1814	1452	1439	

# Outcomes

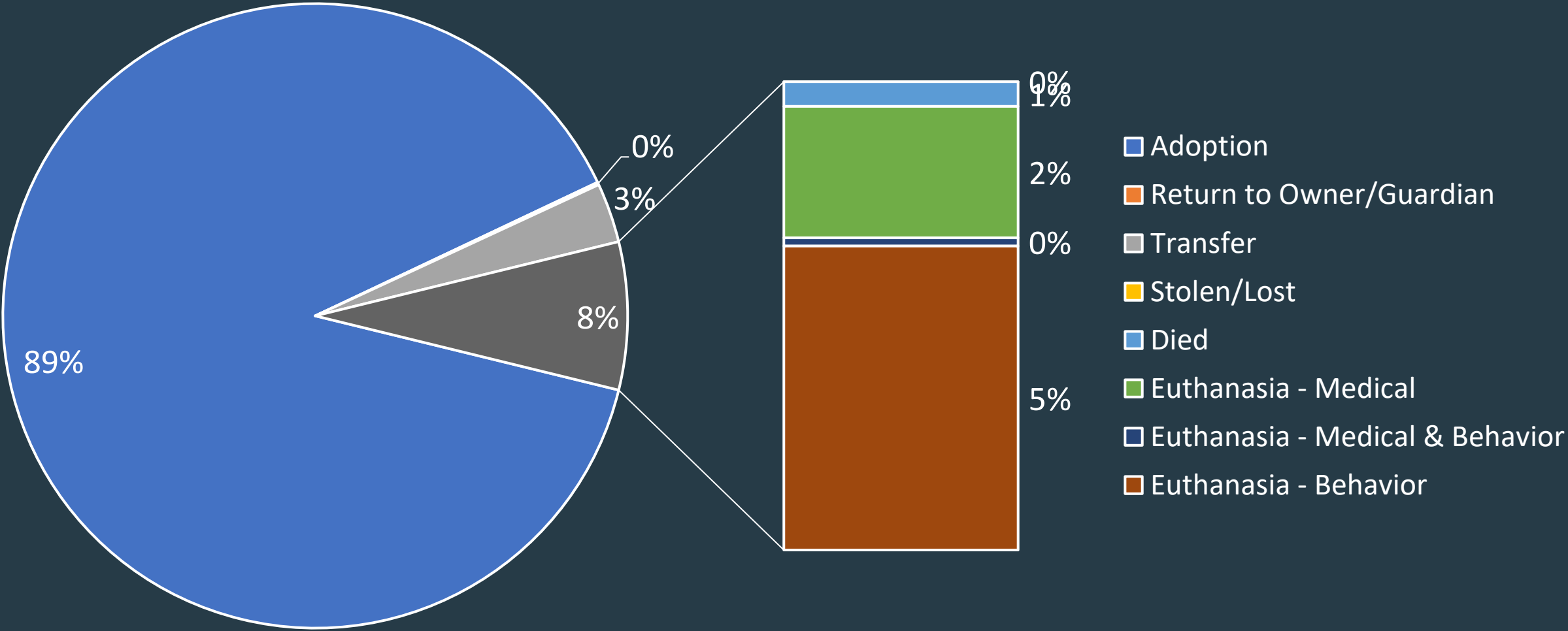
---

Reno Outcomes – Dogs & Cats

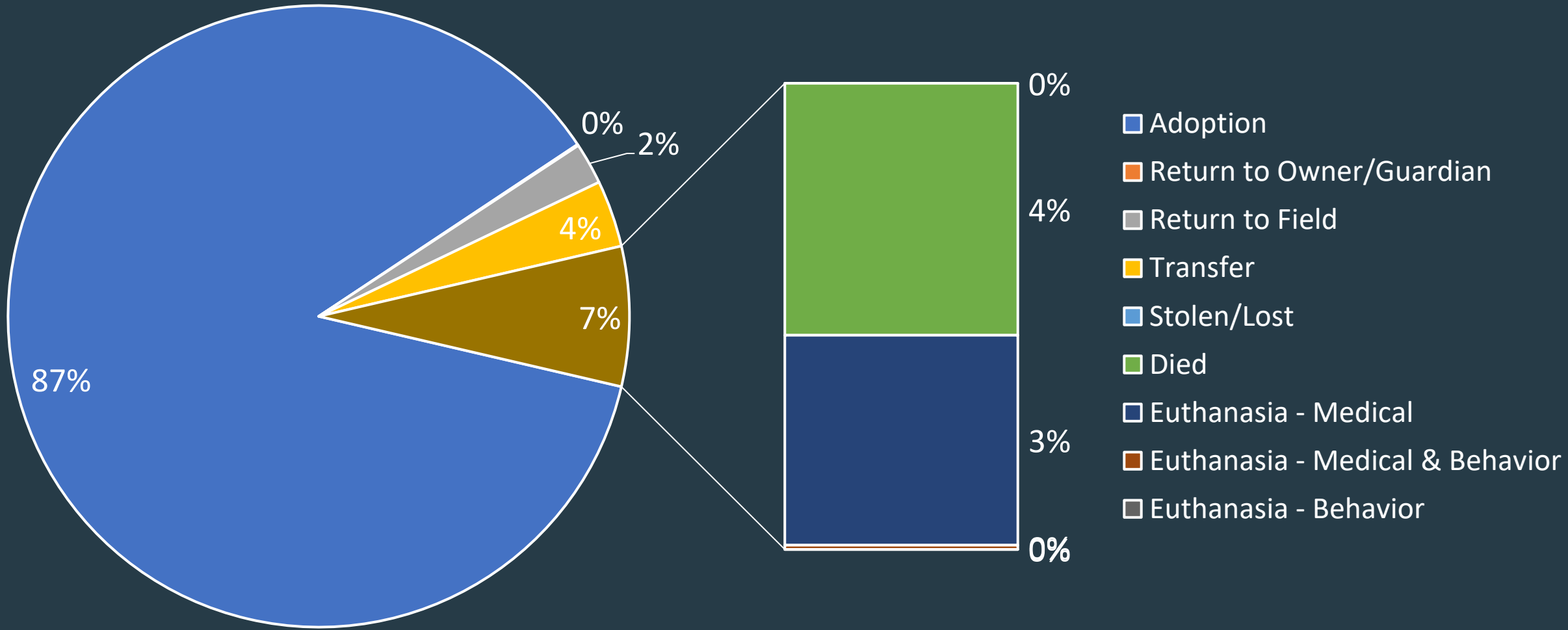




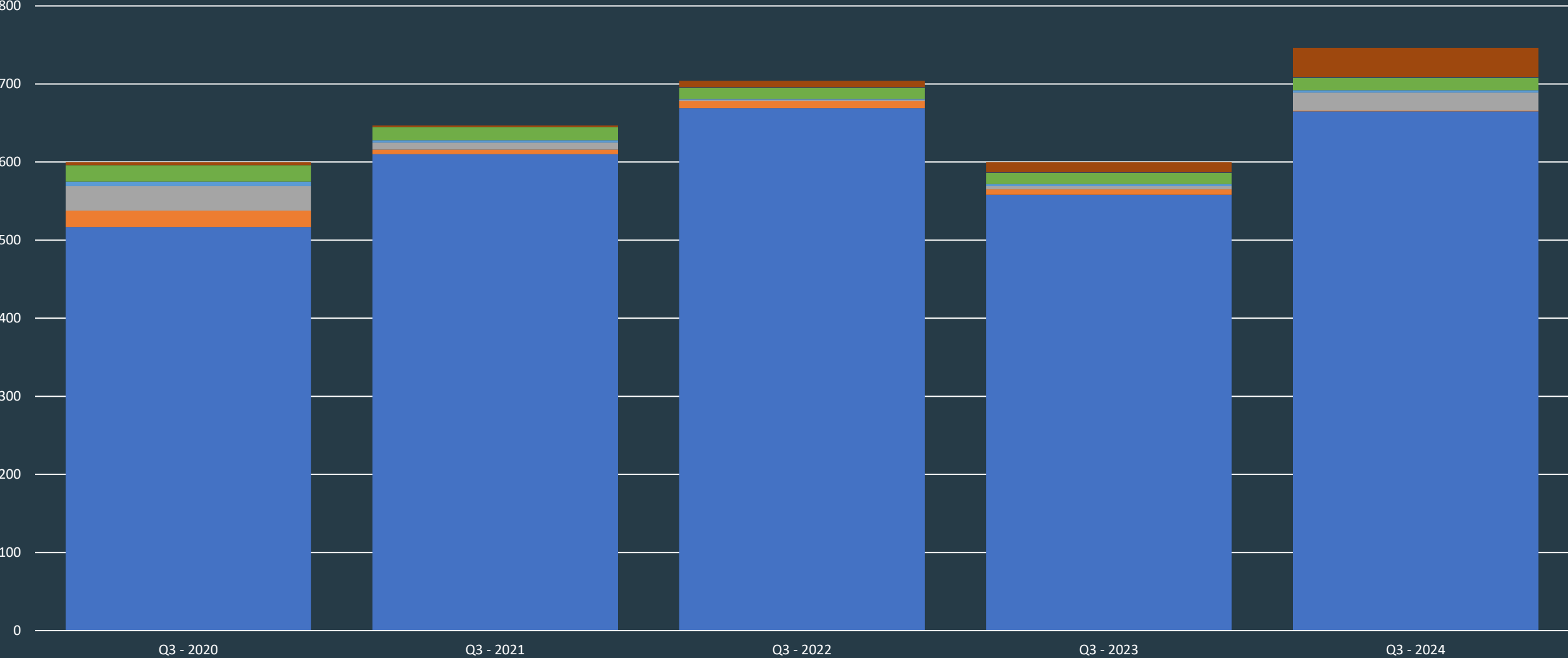
# Reno Outcomes - Dogs - Q3 - 2024



# Reno Outcomes - Cats - Q3 - 2024



# Reno Outcomes - Dogs



Adoption

Return to Owner/Guardian

Transfer

Stolen/Lost

Died

Euthanasia - Medical

Euthanasia - Medical & Behavior

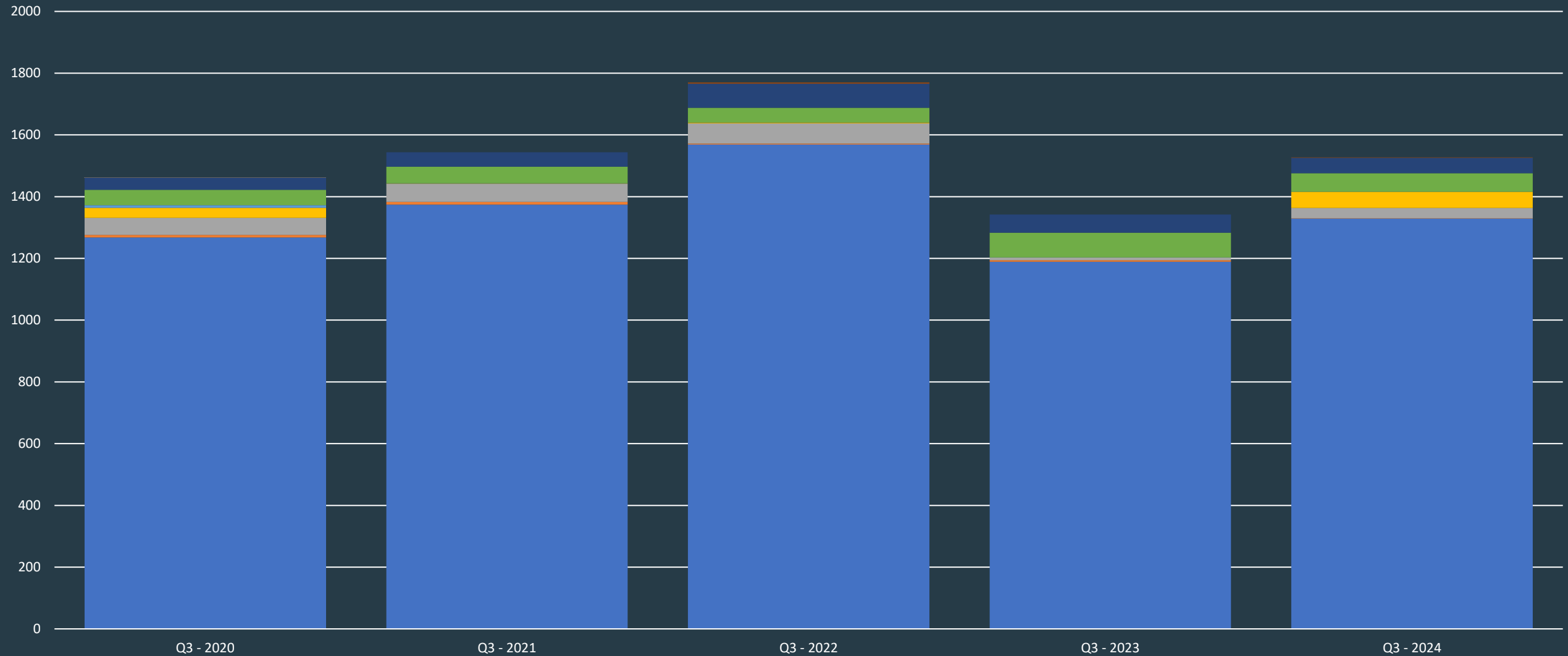
Euthanasia - Behavior

# Reno Outcomes - Dogs

Type	Q3 - 2020	Q3 - 2021	Q3 - 2022	Q3 - 2023	Q3 - 2024	Trends
Adoption	517	610	669	558	665	
Return to Owner/Guardian	21	6	9	7	1	
Transfer	31	9	2	4	23	
Stolen/Lost	0	0	0	0	0	
Died	6	3	1	3	3	
Euthanasia - Medical	21	17	14	14	16	
Euthanasia - Medical & Behavior	0	0	1	1	1	
Euthanasia - Behavior	4	2	8	13	37	
Total	600	647	704	600	746	



# Reno Outcomes - Cats



■ Adoption  
■ Transfer  
■ Euthanasia - Medical

■ Return to Owner/Guardian  
■ Stolen/Lost  
■ Euthanasia - Medical & Behavior

■ Return to Field  
■ Died  
■ Euthanasia - Behavior

# Reno Outcomes - Cats

Type	Q3 - 2020	Q3 - 2021	Q3 - 2022	Q3 - 2023	Q3 - 2024	Trends
Adoption	1268	1374	1569	1189	1329	
Return to Owner/Guardian	8	9	3	5	1	
Return to Field	55	58	65	7	33	
Transfer	33	1	3	1	53	
Stolen/Lost	8	1	0	1	0	
Died	50	54	48	80	60	
Euthanasia - Medical	40	47	78	59	50	
Euthanasia - Medical & Behavior	0	0	4	0	1	
Euthanasia - Behavior	1	0	0	0	0	
Total	1463	1544	1770	1342	1527	

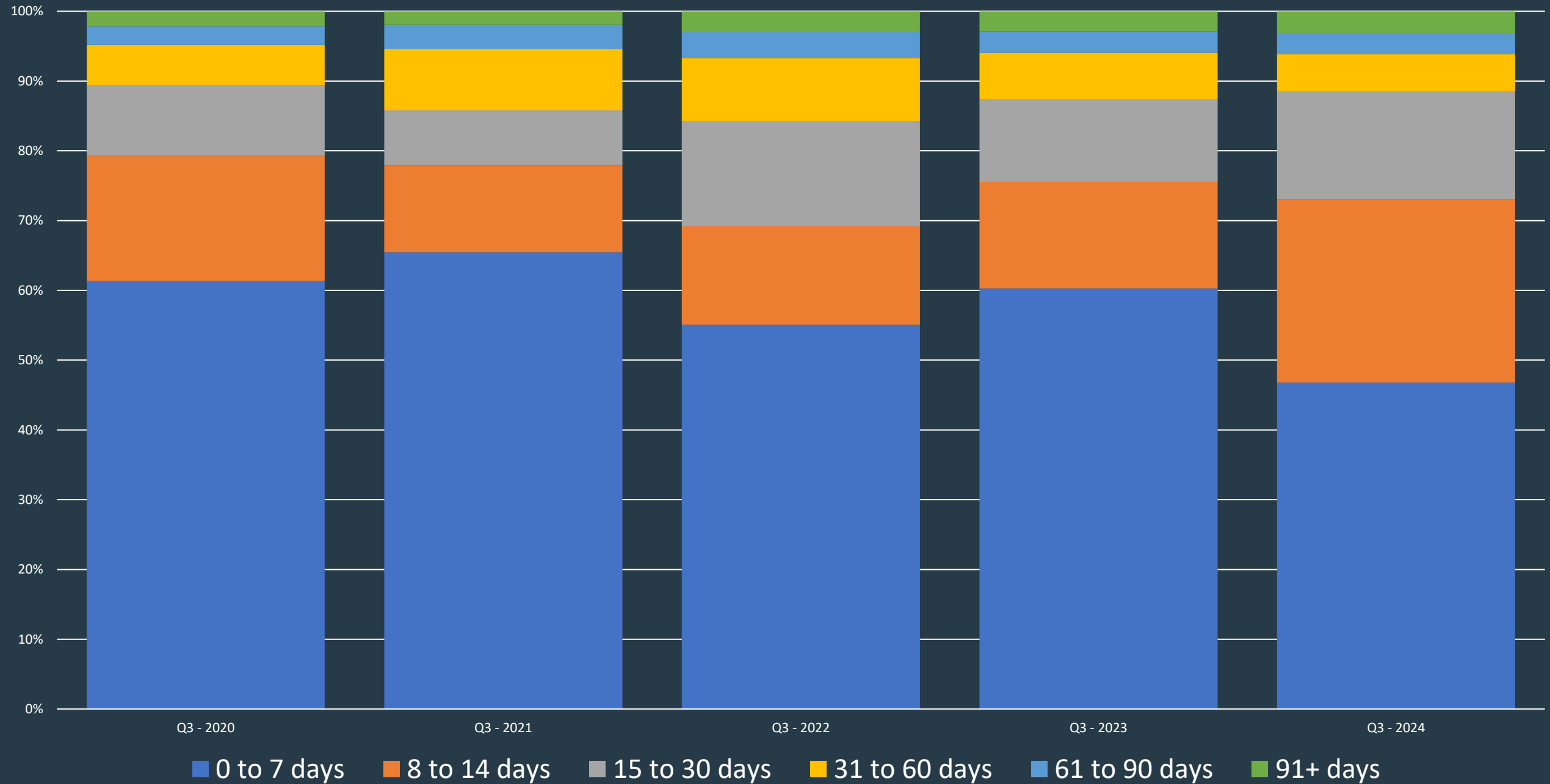
# Length of Stay (LOS)

---

Reno Outcome Based LOS – Dogs & Cats



# Reno LOS - Dogs

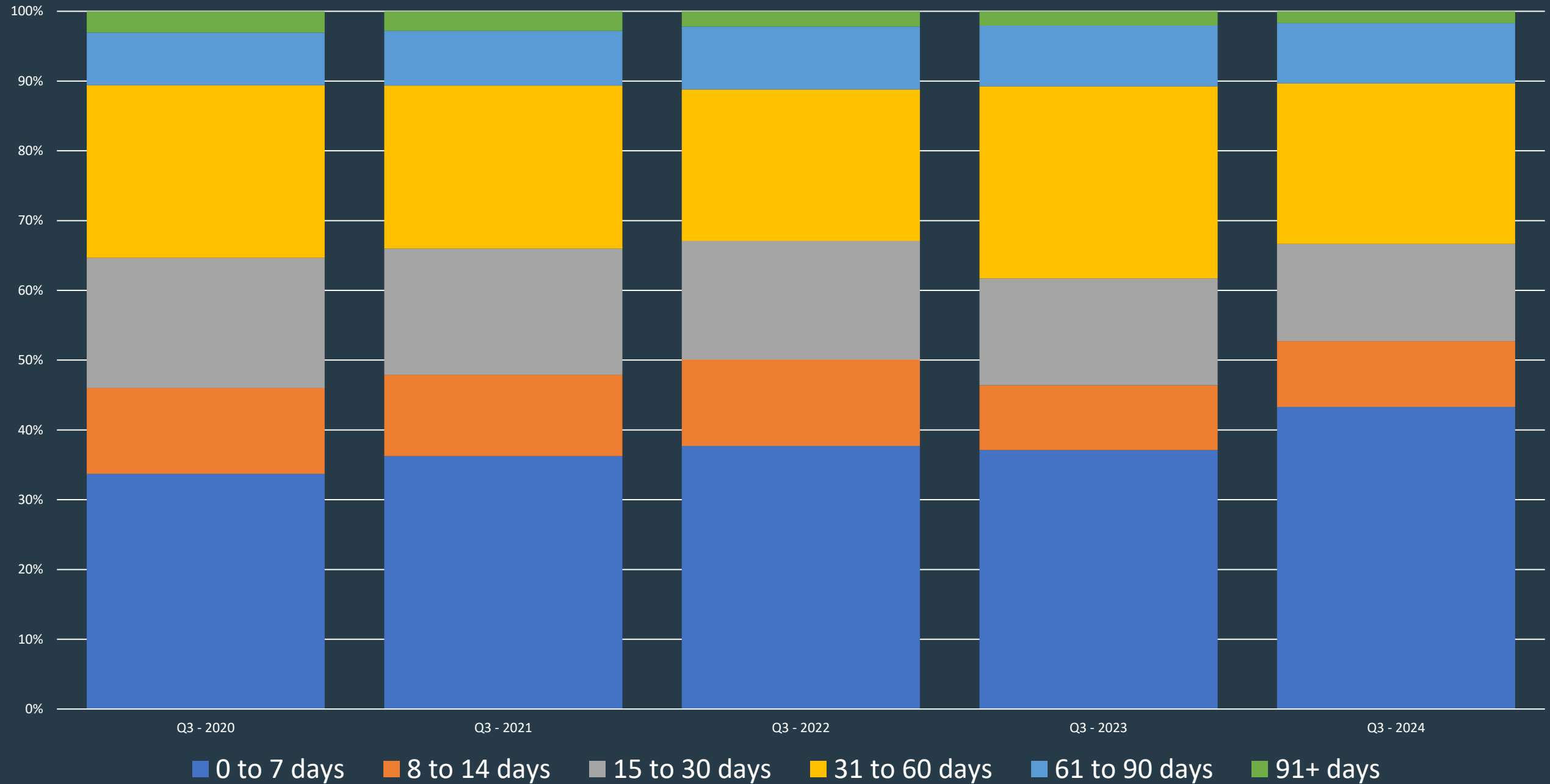





# Reno LOS - Dogs

Type	Q3 - 2020	Q3 - 2021	Q3 - 2022	Q3 - 2023	Q3 - 2024	Trends
0 to 7 days	61%	65%	55%	60%	47%	
8 to 14 days	18%	12%	14%	15%	26%	
15 to 30 days	10%	8%	15%	12%	15%	
31 to 60 days	6%	9%	9%	7%	5%	
61 to 90 days	3%	3%	4%	3%	3%	
91+ days	2%	2%	3%	3%	3%	

# Reno LOS - Cats



# Reno LOS - Cats

Type	Q3 - 2020	Q3 - 2021	Q3 - 2022	Q3 - 2023	Q3 - 2024	Trends
0 to 7 days	34%	36%	38%	37%	43%	
8 to 14 days	12%	12%	12%	9%	9%	
15 to 30 days	19%	18%	17%	15%	14%	
31 to 60 days	25%	23%	22%	28%	23%	
61 to 90 days	8%	8%	9%	9%	9%	
91+ days	3%	3%	2%	2%	2%	



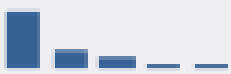


# Public Services

---

Reno Public Services – Dogs & Cats



# Reno Public Clinic Services

Type	Q3 - 2020	Q3 - 2021	Q3 - 2022	Q3 - 2023	Q3 - 2024	Trends
Cat Neuter	370	359	302	292	414	
Cat Spay	441	386	296	301	492	
Dog Neuter	50	25	28	6	7	
Dog Spay	48	18	14	5	7	
Vaccination	2431	1509	1460	1240	3094	
Microchip	242	56	69	52	369	
Total	3582	2353	2169	1896	4383	


# Reno Community Cats – Q3 2024

Type	July	August	September	Total	Trends
Working Cat Adoptions	13	31	18	62	
Return To Field	17	7	9	33	
Pet Pantry - Wet Food (Cans)	1,060	707	720	-	
Pet Pantry - Dry Food (LBS)	13,460	16,660	16,970	47,090	
Pet Pantry - Dogs & Cats	1,330	1,162	1,197	3,689	
Pet Pantry - Colony (LBS)	5,750	1,145	1,600	8,495	
Pet Pantry - Colony Cats	275	229	330	834	
Community Phone Calls	282	261	283	826	
Community Emails	261	274	266	801	
Trap Rentals	3	7	7	17	

# Meet Jenny

Jenny came to us as a good Samaritan surrender in early July as a wobbly, skinny kitten. Our clinic diagnosed her with moderate Cerebellar Hypoplasia, and our cat team accommodated her needs for feeding and drinking stability. Our team helped her find a home to care for this lifelong disease and she wobbled into her new family's heart.

- Surrendered when 2 months old
- NHS Cat Team made a custom feeding stand
- Her care was a multiteam effort, including our foster program, clinic, animal care and our client services
- Adopted after 70 days in care!







NEVADA

# Humane Society

Happiness From Nose to Tail